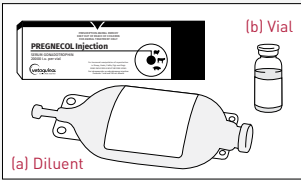
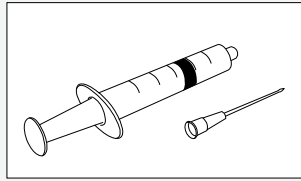


DON'T FORGET TO MIX THE POWDER WITH THE DILUENT BEFORE USE

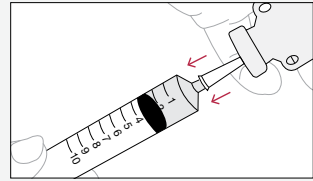
Watch the video at www.repro360.com.au/mixing-pregnecol



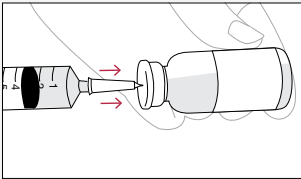
20000iu box contains:
(a) Diluent
(b) Vial (freeze dried powder)



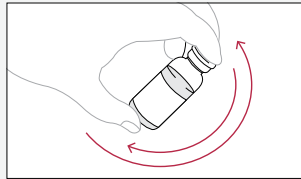
1. Take a sterile needle and syringe.



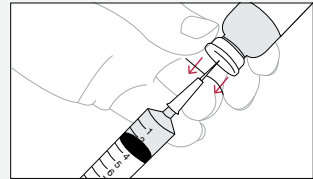
2. Withdraw 3 – 4 ml of diluent.



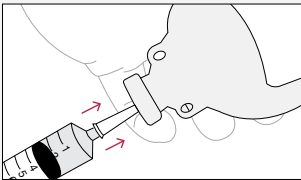
3. Inject this diluent into the vial with the freeze dried powder.



4. Gently rotate to mix.



5. Once reconstituted, withdraw all of the product from the vial.



6. Inject all the reconstituted product back into the original diluent, and gently mix.

Pregnecol® must be kept refrigerated between mixing and injecting.

The Pregnecol® is now ready to use.

